

BEFORE SEEDING

FIRST DAY

CHOOSE ANY ONE



ORGANIC MANURE



AGRO BOOSTER



AFTER 1 DAY



NOW START THE SEEDING PROCESS

AT VEGETATIVE STAGE TO FLOWERING STAGE

1st DAY

**FLOWER BOON EXTRACT
(30ML)**

+

**ADD AGRO 80 PLUS
(50ML)**

+

**MIX WITH 15 LITRE
WATER & SPRAY EVENLY**



AT VEGETATIVE STAGE TO FLOWERING STAGE

25TH DAY


**AGRO CROP CARE
(30ML)**

+

**ADD AGRO 80 PLUS
(50ML)**

+

**15 LITRE WATER -
DEPEND UPON CROP**



AT VEGETATIVE STAGE TO FLOWERING STAGE

45th DAY


**ORGANIC MICRONUTRIENTS
(30ML)**

+

**ADD AGRO 80 PLUS
(50ML)**

+

**MIX WITH 15 LITRE
WATER & SPRAY EVENLY**



NOTE: REPEAT TILL FORMATION OF FLOWER & FRUIT (CHILLY) DEVELOPMENT

STAGE 2



FRUIT INITIATION STAGE TO RIPENING STAGE

1st DAY


**FLOWER BOON EXTRACT
(30ML)**

+

**ADD AGRO 80 PLUS
(50ML)**

+

**MIX WITH 15 LITRE
WATER & SPRAY EVENLY**



FRUIT INITIATION STAGE TO RIPENING STAGE

25TH DAY

**AGRO CROP CARE
(30ML)**




+

**ADD AGRO 80 PLUS
(50ML)**



+

**15 LITRE WATER -
DEPEND UPON CROPS**



FRUIT INITIATION STAGE TO RIPENING STAGE

45th DAY

**POWER PLANT GROWTH
REGULATORY(4ML)**




+

**ADD AGRO 80 PLUS
(50ML)**



+

**MIX WITH 15 LITRE
WATER & SPRAY EVENLY**



NOTE: REPEAT TILL FRUIT (CHILLY) COLOR CHANGE FROM GREEN TO RED